


SERVICIOS DE SALUD DE SAN LUIS POTOSÍ
ESTADO ANALÍTICO DEL EJERCICIO DEL PRESUPUESTO DE EGRESOS
CLASIFICACIÓN ADMINISTRATIVO
DEL 1o. DE ENERO AL 31 DE OCTUBRE DEL 2019


Entidad	Egresos					SubEjercicio
	Aprobado	Ampliaciones / Reducciones	Modificado	Devengado	Pagado	
64 - HOSPITAL COMUNITARIO AQUISMÓN	6,347,062.43	5,016,848.93	11,363,911.36	2,452,819.87	2,310,877.34	8,911,091.49
262 - HOSPITAL COMUNITARIO CIUDAD DEL MAIZ	3,490,879.89	996,767.39	4,487,647.28	1,963,106.69	1,787,801.23	2,524,540.59
356 - HOSPITAL GENERAL CD. VALLES	70,077,930.64	235,220,233.69	305,298,164.33	239,620,184.11	210,178,145.23	65,677,980.22
752 - [BAJA] H. G. MATEHUALA	0.00	0.00	0.00	0.00	0.00	0.00
945 - HOSPITAL GENERAL RIOVERDE	49,067,325.21	124,620,347.59	173,687,672.80	133,216,326.96	127,661,897.88	40,471,345.84
1032 - HOSPITAL COMUNITARIO SALINAS DE HIDALGO	3,678,546.39	853,065.49	4,531,611.88	1,609,710.14	1,430,241.87	2,921,901.74
1102 - HOSPITAL CENTRAL IGNACIO MORONES PRIETO	229,672,768.60	628,321.16	230,301,089.76	173,667,051.52	170,165,933.28	56,634,038.24
1563 - CLINICA PSIQUIATRICA DR.EVERARDO NEUMAN	30,797,578.61	44,754,545.19	75,552,123.80	57,997,198.44	57,639,374.05	17,554,925.36
1703 - HOSPITAL COMUNITARIO TAMAZUNCHALE	8,817,313.10	3,898,091.98	12,715,405.08	6,853,711.17	6,379,483.41	5,861,693.91
2654 - HOSPITAL COMUNITARIO VILLA DE ARISTA	3,831,099.72	662,056.61	4,493,156.33	1,773,460.34	1,641,189.92	2,719,695.99
2770 - HOSPITAL COMUNITARIO ÉBANO	4,023,274.52	3,360,185.52	7,383,460.04	678,432.42	238,509.94	6,705,027.62
2992 - HOSPITAL GENERAL MATEHUALA	28,704,030.49	105,713,353.48	134,417,383.97	109,086,771.03	104,785,834.79	25,330,612.94
3004 - SISTEMA ESTATAL DE URGENCIAS MÉDICAS	1,248,234.70	-4,089.89	1,244,144.81	833,719.84	776,110.58	410,424.97
3791 - JURISDICCIÓN SANITARIA NO. VII TANCAN.	25,236,380.32	123,884,703.17	149,121,083.49	110,900,654.01	105,328,887.37	38,220,429.48
3824 - OFICINAS ESTATALES ADMINISTRATIVAS	2,426,582,786.64	-383,764,692.62	2,042,818,094.02	952,631,869.49	921,269,338.51	1,090,186,224.53
3884 - CENTRO ESTATAL DE TRASFUSIÓN SANGUÍNEA	960,210.78	68,727.31	1,028,938.09	676,851.97	675,700.94	352,086.12
3920 - JURISDICCIÓN SANITARIA NO. V CD. VALLES	32,385,794.66	174,862,662.24	207,248,456.90	167,612,508.46	154,457,945.20	39,635,948.44
3935 - JURISDICCIÓN SANITARIA NO. VI TAMAZ.	31,354,891.37	176,039,983.16	207,394,874.53	163,110,535.23	156,164,801.85	44,284,339.30
3944 - OFICINA DE RIESGOS SANITARIOS C. SALUD	3,620,320.50	4,681,076.55	8,301,397.05	2,348,511.55	2,240,146.47	5,952,885.50
16882 - LABORATORIO ESTATAL DE SALUD PÚBLICA	2,711,429.84	43,760,017.11	46,471,446.95	31,472,251.15	27,506,295.35	14,999,195.80
16911 - CENTRO ESTATAL DE ZONOSIS.	1,806,724.64	10,048,513.01	11,855,237.65	10,193,166.35	603,261.79	1,662,071.30
16923 - JURISDICCIÓN SANITARIA NO. I SAN LUIS	33,669,045.45	186,546,355.15	220,215,400.60	194,143,040.45	184,392,716.33	26,072,360.15
16940 - JURISDICCIÓN SANITARIA NO. II MATEHUALA	19,575,476.06	65,390,219.97	84,965,696.03	59,848,059.72	55,896,685.76	25,117,636.31
16981 - JURISDICCIÓN SANITARIA NO. IV RIOVERDE	27,654,394.78	123,825,468.68	151,479,863.46	118,578,347.91	113,223,438.16	32,901,515.55
17103 - CAPASITS SAN LUIS POTOSÍ	479,584.60	164,117.91	643,702.51	280,799.91	278,563.43	362,902.60
17115 - CAPASITS VALLES	527,175.97	11,022.20	538,198.17	155,253.20	152,770.96	382,944.97
17120 - UNIDAD DE CIRUGÍA AMBULATORIA VALLES	4,261,984.59	12,456,017.77	16,718,002.36	10,907,927.15	10,712,389.77	5,810,075.21
17132 - HOSPITAL COMUNITARIO DE TAMUÍN	4,015,134.12	3,202,093.66	7,217,227.78	2,453,019.29	2,286,815.33	4,764,208.49
17144 - HOSPITAL COMUNITARIO DE XILITLA	3,803,986.29	4,599,872.68	8,403,858.97	1,627,534.23	1,321,459.24	6,776,324.74
17202 - CISAME SAN LUIS POTOSÍ	570,409.06	98,382.19	668,791.25	216,913.48	214,677.00	451,877.77
17214 - CAPA SAN LUIS POTOSÍ	355,560.85	35,911.75	391,472.60	125,284.69	125,284.69	266,187.91
17226 - SORID SAN LUIS POTOSÍ	320,760.85	31,292.37	352,053.22	152,382.48	152,382.48	199,670.74
17231 - CISAME VALLES	723,007.00	36,871.41	759,878.41	307,304.50	306,186.26	452,573.91
17243 - CAPA VALLES	360,849.01	-50,041.17	310,807.84	195,337.91	195,337.91	115,469.93
17255 - CAPA SOLEDAD DE G. S.	356,560.85	41,238.18	397,799.03	156,685.85	156,685.85	241,113.18


SERVICIOS DE SALUD DE SAN LUIS POTOSÍ
ESTADO ANALÍTICO DEL EJERCICIO DEL PRESUPUESTO DE EGRESOS
CLASIFICACIÓN ADMINISTRATIVO
DEL 1o. DE ENERO AL 31 DE OCTUBRE DEL 2019

Entidad	Egresos					SubEjercicio
	Aprobado	Ampliaciones / Reducciones	Modificado	Devengado	Pagado	
17260 - CAPA MATEHUALA	361,349.01	67,454.29	428,803.30	235,343.33	235,343.33	193,459.97
17272 - CAPA RIOVERDE	341,349.01	17,553.38	358,902.39	129,895.89	129,895.89	229,006.50
17284 - CAPA TAMAZUNCHALE	361,349.01	-225,014.65	136,334.36	106,483.00	106,483.00	29,851.36
17296 - CAPA SALINAS	301,349.01	8,263.00	309,612.01	98,375.60	98,375.60	211,236.41
17301 - HOSPITAL DEL NIÑO Y LA MUJER	48,816,810.50	209,565,521.91	258,382,332.41	210,976,744.45	203,275,706.03	47,405,587.96
17313 - HOSPITAL GENERAL SOLEDAD DE G. S.	52,485,588.25	88,421,786.77	140,907,375.02	90,299,170.46	73,698,202.20	50,608,204.56
17383 - SORID POZOS	206,380.21	8,622.38	215,002.59	106,909.08	106,909.08	108,093.51
17395 - SORID SOLEDAD	320,760.85	10,499.61	331,260.46	139,872.21	139,872.21	191,388.25
17400 - SORID MATEHUALA	300,549.01	40,710.72	341,259.73	212,801.86	212,801.86	128,457.87
17412 - SORID SANTA MARIA DEL RÍO	307,149.01	-2,970.05	304,178.96	103,547.60	103,547.60	200,631.36
17424 - SORID RIOVERDE	181,968.80	-9,611.22	172,357.58	44,863.06	44,863.06	127,494.52
17436 - SORID VALLES	169,968.80	-6,185.05	163,783.75	23,803.03	23,803.03	139,980.72
17441 - SORID TAMAZUNCHALE	323,360.85	29,891.39	353,252.24	128,414.64	128,414.64	224,837.60
17482 - COMISIÓN ESTATAL DE ARBITRAJE MEDICO	530,634.14	31,793.83	562,427.97	283,269.81	226,696.27	279,158.16
17494 - PATRIMONIO DE LA BENEFICENCIA PÚBLICA	4,678,901.00	5,537,970.48	10,216,871.48	585,522.28	506,021.80	9,631,349.20
17523 - UNEME DEDICAM	1,539,113.75	1,071,016.48	2,610,130.23	674,474.50	674,474.50	1,935,655.73
17555 - JURISDICCIÓN SANITARIA NO. III SOLEDAD	29,549,108.43	131,087,949.92	160,637,058.35	123,227,244.10	118,679,342.30	37,409,814.25
Total de Egresos	3,201,864,202.17	1,507,344,793.01	4,709,208,995.18	2,985,223,466.41	2,821,047,922.57	1,723,985,528.77

Bajo protesta de decir verdad declaramos que los Estados Financieros y sus Notas, son razonablemente correctos y son responsabilidad de los Servicios de Salud de San Luis Potosí.


LAG. EMILIO LIÑAN GONZÁLEZ /
JEFE DEL DEPTO. DE RECURSOS FINANCIEROS


L.A.E. PATRICIA GÓMEZ ESPARZA
SUBDIRECTORA ADMINISTRATIVA


C.P. ANTONIO ALBERTO HERNÁNDEZ
HERNÁNDEZ
DIRECTOR DE ADMINISTRACIÓN


C.P. MIGUEL ÁNGEL VILLARREAL PAÑOLA
JEFE DEL DEPTO. DE CONTROL PRESUPUESTAL


DR. LUIS DANIEL MERAZ ROSALES
SUBDIRECTOR DE PROGRAMACIÓN Y
SEGUIMIENTO


DRA. MARÍA DE LOURDES SALDÍVAR OLAGUE
DIRECTORA DE PLANEACIÓN, EVALUACIÓN Y
PROYECTOS ESPECIALES


DRA. MONICA LILIANA RANGEL MARTÍNEZ
DIRECTORA GENERAL