

SERVICIOS DE SALUD DE SAN LUIS POTOSÍ  
ESTADO ANALÍTICO DEL EJERCICIO DEL PRESUPUESTO DE EGRESOS  
CLASIFICACIÓN ADMINISTRATIVO  
DEL 1o. DE ENERO AL 30 DE JUNIO DEL 2020

Entidad	Egresos					SubEjercicio
	Aprobado	Ampliaciones / Reducciones	Modificado	Devengado	Pagado	
64 - HOSPITAL COMUNITARIO AQUISMÓN	7,408,976.98	-1,916,169.12	5,492,807.86	933,565.56	930,762.98	4,559,242.30
262 - HOSPITAL COMUNITARIO CIUDAD DEL MAIZ	2,619,002.21	-413,649.46	2,205,352.75	142,974.56	140,973.24	2,062,378.19
356 - HOSPITAL GENERAL CD. VALLES	77,982,873.86	120,352,406.05	198,335,279.91	120,426,268.08	119,127,573.74	77,909,011.83
752 - [BAJA] H. G. MATEHUALA	0.00	0.00	0.00	0.00	0.00	0.00
945 - HOSPITAL GENERAL RIOVERDE	52,753,291.74	66,108,860.43	118,862,152.17	75,562,172.03	75,554,639.26	43,299,980.14
1032 - HOSPITAL COMUNITARIO SALINAS DE HIDALGO	4,908,946.85	-1,917,895.55	2,991,051.30	373,398.91	370,173.53	2,617,652.39
1102 - HOSPITAL CENTRAL IGNACIO MORONES PRIETO	828,451,286.73	-177,407,505.57	651,043,781.16	199,303,822.04	185,066,680.98	451,739,959.12
1563 - CLINICA PSIQUIATRICA DR.EVERARDO NEUMAN	34,218,986.52	25,519,602.17	59,738,588.69	35,641,276.04	35,631,235.71	24,097,312.65
1703 - HOSPITAL COMUNITARIO TAMAZUNCHALE	11,171,937.62	-3,389,549.74	7,782,387.88	756,492.88	434,449.53	7,025,895.00
2654 - HOSPITAL COMUNITARIO VILLA DE ARISTA	3,679,264.94	-793,371.75	2,885,893.19	690,183.53	367,477.39	2,195,709.66
2770 - HOSPITAL COMUNITARIO ÉBANO	7,056,751.49	-3,943,607.60	3,113,143.89	706,272.66	704,315.64	2,406,871.23
2992 - HOSPITAL GENERAL MATEHUALA	34,640,660.49	58,132,754.41	92,773,414.90	63,123,077.23	63,111,652.54	29,650,337.67
3004 - SISTEMA ESTATAL DE URGENCIAS MÉDICAS	1,727,327.63	-291,373.68	1,435,953.95	563,974.07	374,507.84	871,979.88
3169 - LABORATORIO DE CITOLOGÍA	35,000.00	0.00	35,000.00	0.00	0.00	35,000.00
3791 - JURISDICCIÓN SANITARIA NO. VII TANCAN.	54,501,640.74	62,523,047.50	117,024,688.24	70,626,685.49	70,614,713.85	46,398,002.75
3824 - OFICINAS ESTATALES ADMINISTRATIVAS	2,534,973,384.01	841,728,421.64	3,376,701,805.65	1,263,584,788.91	1,210,190,726.98	2,113,117,016.74
3884 - CENTRO ESTATAL DE TRASFUSIÓN SANGUÍNEA	15,381,537.67	-14,354,357.80	1,027,179.87	138,381.92	133,777.80	888,797.95
3920 - JURISDICCIÓN SANITARIA NO. V CD. VALLES	78,240,395.77	86,534,733.08	164,775,128.85	109,764,727.73	90,145,239.86	55,010,401.12
3935 - JURISDICCIÓN SANITARIA NO. VI TAMAZ.	60,271,783.66	91,571,227.64	151,843,011.30	94,619,980.90	94,588,210.70	57,223,030.40
3944 - OFICINA DE RIESGOS SANITARIOS C. SALUD	4,072,006.36	1,615,442.50	5,687,448.86	802,495.78	784,975.12	4,884,953.08
16882 - LABORATORIO ESTATAL DE SALUD PÚBLICA	16,984,384.92	7,068,004.81	24,052,389.73	17,407,464.29	17,395,143.17	6,644,925.44
16911 - CENTRO ESTATAL DE ZONOSIS.	13,758,128.48	808,122.14	14,566,250.62	312,746.42	301,322.18	14,253,504.20
16923 - JURISDICCIÓN SANITARIA NO. I SAN LUIS	89,751,668.30	72,098,452.13	161,850,120.43	109,691,816.88	109,661,933.41	52,158,303.55
16940 - JURISDICCIÓN SANITARIA NO. II MATEHUALA	35,196,968.56	26,501,120.43	61,698,088.99	31,604,117.73	31,585,501.59	30,093,971.26
16981 - JURISDICCIÓN SANITARIA NO. IV RIOVERDE	50,102,535.16	59,003,880.53	109,106,415.69	65,295,124.54	65,273,378.17	43,811,291.15
17103 - CAPASITS SAN LUIS POTOSÍ	1,508,318.87	-911,519.47	596,799.40	21,920.00	21,920.00	574,879.40
17115 - CAPASITS VALLES	914,769.52	-512,543.34	402,226.18	96,556.65	96,556.65	305,669.53
17120 - UNIDAD DE CIRUGÍA AMBULATORIA VALLES	4,912,245.00	5,162,533.87	10,074,778.87	5,946,185.26	5,944,452.73	4,128,593.61
17132 - HOSPITAL COMUNITARIO DE TAMUÍN	4,030,868.75	-964,149.92	3,066,718.83	310,199.33	308,242.31	2,756,519.50
17144 - HOSPITAL COMUNITARIO DE XILITLA	4,972,669.26	-1,872,816.03	3,099,853.23	132,852.58	130,049.53	2,967,000.65
17202 - CISAME SAN LUIS POTOSÍ	640,526.80	0.00	640,526.80	21,132.47	21,132.47	619,394.33
17214 - CAPA SAN LUIS POTOSÍ	331,914.80	0.00	331,914.80	8,388.00	8,388.00	323,526.80
17226 - SORID SAN LUIS POTOSÍ	314,880.80	0.00	314,880.80	11,911.00	11,911.00	302,969.80
17231 - CISAME VALLES	640,526.80	0.00	640,526.80	37,925.93	37,925.93	602,600.87
17243 - CAPA VALLES	406,684.80	0.00	406,684.80	28,703.19	28,703.19	377,981.61


**SERVICIOS DE SALUD DE SAN LUIS POTOSÍ**  
**ESTADO ANALÍTICO DEL EJERCICIO DEL PRESUPUESTO DE EGRESOS**  
**CLASIFICACIÓN ADMINISTRATIVO**  
**DEL 1o. DE ENERO AL 30 DE JUNIO DEL 2020**


Entidad	Egresos					SubEjercicio
	Aprobado	Ampliaciones / Reducciones	Modificado	Devengado	Pagado	
17255 - CAPA SOLEDAD DE G. S.	331,918.20	0.00	331,918.20	19,050.32	19,050.32	312,867.88
17260 - CAPA MATEHUALA	370,682.00	0.00	370,682.00	67,878.05	67,878.05	302,803.95
17272 - CAPA RIOVERDE	342,697.80	0.00	342,697.80	34,653.68	34,653.68	308,044.12
17284 - CAPA TAMAZUNCHALE	332,414.80	0.00	332,414.80	14,987.00	14,987.00	317,427.80
17296 - CAPA SALINAS	516,186.80	0.00	516,186.80	70,024.11	70,024.11	446,162.69
17301 - HOSPITAL DEL NIÑO Y LA MUJER	41,995,208.34	125,737,875.73	167,733,084.07	122,019,361.22	121,198,468.12	45,713,722.85
17313 - HOSPITAL GENERAL SOLEDAD DE G. S.	70,371,044.88	26,459,103.61	96,830,148.49	51,463,597.05	51,439,671.73	45,366,551.44
17383 - SORID POZOS	220,712.00	0.00	220,712.00	30,580.94	30,580.94	190,131.06
17395 - SORID SOLEDAD	314,880.80	0.00	314,880.80	18,006.35	18,006.35	296,874.45
17400 - SORID MATEHUALA	359,980.80	0.00	359,980.80	33,286.52	33,286.52	326,694.28
17412 - SORID SANTA MARIA DEL RÍO	359,980.80	0.00	359,980.80	20,269.00	20,269.00	339,711.80
17424 - SORID RIOVERDE	352,580.80	0.00	352,580.80	16,581.00	16,581.00	335,999.80
17436 - SORID VALLES	256,868.80	0.00	256,868.80	26,923.97	26,923.97	229,944.83
17441 - SORID TAMAZUNCHALE	338,400.80	0.00	338,400.80	12,607.01	12,607.01	325,793.79
17482 - COMISIÓN ESTATAL DE ARBITRAJE MEDICO	635,935.87	-2,344.74	633,591.13	4,110.33	4,110.33	629,480.80
17494 - PATRIMONIO DE LA BENEFICENCIA PÚBLICA	4,694,501.00	0.00	4,694,501.00	0.00	0.00	4,694,501.00
17523 - UNEME DEDICAM	932,285.94	-191,731.45	740,554.49	168,892.29	168,892.29	571,662.20
17555 - JURISDICCIÓN SANITARIA NO. III SOLEDAD	104,019,708.14	24,667,785.73	128,687,493.87	70,319,764.02	70,292,893.57	58,367,729.85
<b>Total de Egresos</b>	<b>4,265,308,134.66</b>	<b>1,492,710,789.18</b>	<b>5,758,018,923.84</b>	<b>2,513,028,155.45</b>	<b>2,422,567,531.01</b>	<b>3,244,990,768.39</b>


Bajo protesta de decir verdad declaramos que los Estados Financieros y sus Notas, son razonablemente correctos y son responsabilidad de los Servicios de Salud de San Luis Potosí.


  
 LAG. EMILIO LIÑAN GONZÁLEZ  
 JEFE DEL DEPTO. DE RECURSOS FINANCIEROS

  
 L.A.E. PATRICIA GÓMEZ ESPARZA  
 SUBDIRECTORA ADMINISTRATIVA

  
 ING. SALVADOR JAVIER CERDA RAMOS  
 DIRECTOR DE ADMINISTRACIÓN

  
 C.P. MIGUEL ÁNGEL VILLARREAL PAÑOLA  
 JEFE DEL DEPTO. DE CONTROL PRESUPUESTAL

  
 LIC. ALFONSO GONZÁLEZ CORONADO  
 SUBDIRECTOR DE PROGRAMACIÓN Y SEGUIMIENTO

  
 DRA. MARÍA DE LOURDES SALDÍVAR OLAGUE  
 DIRECTORA DE PLANEACIÓN, EVALUACIÓN Y PROYECTOS ESPECIALES

  
 DRA. MÓNICA LILIANA RANGEL MARTÍNEZ  
 DIRECTORA GENERAL