


SERVICIOS DE SALUD DE SAN LUIS POTOSÍ
ESTADO ANALÍTICO DEL EJERCICIO DEL PRESUPUESTO DE EGRESOS
CLASIFICACIÓN ADMINISTRATIVO
DEL 1o. DE ENERO AL 31 DE MARZO DEL 2021
(en pesos)

Entidad	Egresos					SubEjercicio
	Aprobado	Ampliaciones / Reducciones	Modificado	Devengado	Pagado	
64 - HOSPITAL COMUNITARIO AQUISMÓN	6,011,190.11	4,951,265.23	10,962,455.34	302,481.60	302,481.60	10,659,973.74
262 - HOSPITAL COMUNITARIO CIUDAD DEL MAIZ	3,279,377.58	-16,230.56	3,263,147.02	77,443.09	44,981.97	3,185,703.93
356 - HOSPITAL GENERAL CD. VALLES	60,451,388.71	98,656,812.69	159,108,201.40	60,630,883.85	60,630,883.85	98,477,317.55
752 - JURISDICCIÓN SANITARIA NO. II MATEHUALA	15,351,121.37	27,684,334.61	43,035,455.98	16,118,175.35	15,458,042.36	26,917,280.63
945 - HOSPITAL GENERAL RIOVERDE	39,086,075.68	48,163,734.92	87,249,810.60	34,151,252.29	34,151,252.29	53,098,558.31
1032 - HOSPITAL COMUNITARIO SALINAS DE HIDALGO	3,948,932.89	1,288,452.40	5,237,385.29	145,234.62	145,234.62	5,092,150.67
1102 - HOSPITAL CENTRAL IGNACIO MORONES PRIETO	1,001,475,449.08	-133,912,262.18	867,563,186.90	134,864,448.43	126,691,517.59	732,698,738.47
1563 - CLINICA PSIQUIATRICA DR.EVERARDO NEUMAN	30,898,725.74	20,970,466.72	51,869,192.46	13,490,490.57	13,459,756.62	38,378,701.89
1703 - HOSPITAL COMUNITARIO TAMAZUNCHALE	8,865,285.38	5,520,780.82	14,386,066.20	339,184.00	339,184.00	14,046,882.20
2654 - HOSPITAL COMUNITARIO VILLA DE ARISTA	3,427,712.09	1,308,763.19	4,736,475.28	216,837.60	216,837.60	4,519,637.68
2770 - HOSPITAL COMUNITARIO ÉBANO	4,429,304.61	-8,813.28	4,420,491.33	44,735.78	27,109.22	4,375,755.55
2992 - HOSPITAL GENERAL MATEHUALA	28,985,993.74	43,916,226.17	72,902,219.91	30,201,684.62	30,201,684.62	42,700,535.29
3004 - SISTEMA ESTATAL DE URGENCIAS MÉDICAS	1,675,436.38	180,861.40	1,856,297.78	204,262.33	163,406.83	1,652,035.45
3169 - LABORATORIO DE CITOLOGÍA	343,088.68	0.00	343,088.68	0.00	0.00	343,088.68
3395 - CENTRO ESTATAL DE ZONOSIS	9,083,064.13	33,608.00	9,116,672.13	77,451.03	26,897.00	9,039,221.10
3581 - PATRIMONIO DE LA BENEFICENCIA PÚBLICA	4,198,961.27	0.00	4,198,961.27	6,630.00	6,630.00	4,192,331.27
3791 - JURISDICCIÓN SANITARIA NO. VII TANCAN.	20,534,207.67	54,878,403.30	75,412,610.97	36,250,357.87	35,994,934.56	39,162,253.10
3824 - OFICINAS ESTATALES ADMINISTRATIVAS	2,928,479,894.56	-396,261,141.56	2,532,218,753.00	66,080,130.21	65,877,385.17	2,466,138,622.79
3884 - CENTRO ESTATAL DE TRASFUSIÓN SANGUÍNEA	11,449,826.80	13,953.95	11,463,780.75	2,358,997.20	2,358,997.20	9,104,783.55
3920 - JURISDICCIÓN SANITARIA NO. V CD. VALLES	47,917,381.81	64,721,329.28	112,638,711.09	46,167,963.53	45,349,707.44	66,470,747.56
3935 - JURISDICCIÓN SANITARIA NO. VI TAMAZ.	21,885,537.14	74,981,209.57	96,866,746.71	49,681,816.80	49,681,816.80	47,184,929.91
3944 - OFICINA DE RIESGOS SANITARIOS C. SALUD	5,283,237.03	-71,603.33	5,211,633.70	412,698.65	172,698.65	4,798,935.05
3953 - COMISIÓN ESTATAL DE ARBITRAJE MEDICO	576,145.22	-5,000.00	571,145.22	4,110.33	0.00	567,034.89
16882 - LABORATORIO ESTATAL DE SALUD PÚBLICA	11,299,496.41	14,154,386.84	25,453,883.25	9,638,051.78	9,638,051.78	15,815,831.47
16923 - JURISDICCIÓN SANITARIA NO. I SAN LUIS	22,017,943.47	80,077,961.72	102,095,905.19	58,459,547.45	58,040,112.80	43,636,357.74
16981 - JURISDICCIÓN SANITARIA NO. IV RIOVERDE	17,916,538.24	51,312,030.16	69,228,568.40	34,229,940.45	33,422,378.51	34,998,627.95
17103 - CAPASITS SAN LUIS POTOSÍ	692,966.03	1,177,732.00	1,870,698.03	9,968.00	9,968.00	1,860,730.03
17115 - CAPASITS VALLES	453,979.91	956,444.52	1,410,424.43	8,164.90	8,164.90	1,402,259.53
17120 - UNIDAD DE CIRUGÍA AMBULATORIA VALLES	3,424,439.11	2,849,873.57	6,274,312.68	2,337,723.98	2,315,797.87	3,936,588.70
17132 - HOSPITAL COMUNITARIO DE TAMUÍN	3,958,370.77	625,469.66	4,583,840.43	145,464.00	145,464.00	4,438,376.43
17144 - HOSPITAL COMUNITARIO DE XILITLA	3,906,539.57	3,444,773.53	7,351,313.10	185,136.00	185,136.00	7,166,177.10
17202 - CISAME SAN LUIS POTOSÍ	531,591.88	0.00	531,591.88	9,933.73	9,933.73	521,658.15
17214 - CAPA SAN LUIS POTOSÍ	316,770.00	0.00	316,770.00	4,809.00	4,809.00	311,961.00
17226 - SORYD SAN LUIS POTOSÍ	293,351.88	1,307,664.00	1,601,015.88	0.00	0.00	1,601,015.88
17231 - CISAME VALLES	560,036.18	0.00	560,036.18	11,567.50	11,567.50	548,468.68
17243 - CAPA VALLES	316,770.00	0.00	316,770.00	8,481.00	8,481.00	308,289.00
17255 - CAPA SOLEDAD DE G. S.	316,770.00	0.00	316,770.00	3,842.42	3,842.42	312,927.58
17260 - CAPA MATEHUALA	319,270.00	0.00	319,270.00	11,268.34	11,268.34	308,001.66
17272 - CAPA RIOVERDE	316,770.00	0.00	316,770.00	10,497.00	10,497.00	306,273.00
17284 - CAPA TAMAZUNCHALE	316,770.00	0.00	316,770.00	4,945.01	4,945.01	311,824.99
17296 - CAPA SALINAS	316,770.00	0.00	316,770.00	7,267.00	7,267.00	309,503.00


SERVICIOS DE SALUD DE SAN LUIS POTOSÍ
ESTADO ANALÍTICO DEL EJERCICIO DEL PRESUPUESTO DE EGRESOS
CLASIFICACIÓN ADMINISTRATIVO
DEL 1o. DE ENERO AL 31 DE MARZO DEL 2021
(en pesos)

Entidad	Egresos					SubEjercicio
	Aprobado	Ampliaciones / Reducciones	Modificado	Devengado	Pagado	
17301 - HOSPITAL DEL NIÑO Y LA MUJER	39,706,904.46	85,965,233.32	125,672,137.78	60,765,387.60	60,765,387.60	64,906,750.18
17313 - HOSPITAL GENERAL SOLEDAD DE G. S.	46,659,707.00	14,492,243.11	61,151,950.11	4,037,505.93	4,021,778.75	57,114,444.18
17383 - SORID SAN LUIS POTOSÍ	325,204.15	0.00	325,204.15	579.68	579.68	324,624.47
17395 - SORID SOLEDAD	309,955.05	0.00	309,955.05	526.94	526.94	309,428.11
17400 - SORID MATEHUALA	299,649.70	240,993.00	540,642.70	1,647.00	1,647.00	538,995.70
17412 - SORID SANTA MARIA DEL RÍO	323,447.88	210,024.00	533,471.88	2,397.00	2,397.00	531,074.88
17424 - SORID RIOVERDE	298,863.88	363,681.00	662,544.88	1,647.00	1,647.00	660,897.88
17436 - SORID VALLES	319,609.05	0.00	319,609.05	2,498.50	2,498.50	317,110.55
17441 - SORID TAMAZUNCHALE	294,690.77	0.00	294,690.77	1,098.00	1,098.00	293,592.77
17523 - UNEME DEDICAM	0.00	0.00	0.00	0.00	0.00	0.00
17555 - JURISDICCIÓN SANITARIA NO. III SOLEDAD	21,806,327.92	56,038,571.77	77,844,899.69	37,409,365.86	36,608,649.54	40,435,533.83
Total de Egresos	4,435,256,840.98	230,212,233.54	4,665,469,074.52	699,136,530.82	686,545,334.86	3,966,332,543.70


Bajo protesta de decir verdad declaramos que los Estados Financieros y sus Notas, son razonablemente correctos y son responsabilidad de los Servicios de Salud de San Luis Potosí.




LAG. EMILIO LINAN GONZALEZ
JEFE DEL DEPTO. DE RECURSOS FINANCIEROS



L.A.E. PATRICIA GÓMEZ ESPARZA
SUBDIRECTORA ADMINISTRATIVA

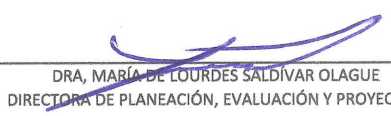


ING. SALVADOR JAVIER CERDA RAMOS
DIRECTOR DE ADMINISTRACIÓN



C.P. MIGUEL ANGEL VILLARREAL PAÑOLA
JEFE DEL DEPTO. DE CONTROL PRESUPUESTAL

VACANTE
SUBDIRECTOR DE PROGRAMACIÓN Y SEGUIMIENTO



DRA. MARÍA DE LOURDES SALDÍVAR OLAGUE
DIRECTORA DE PLANEACIÓN, EVALUACIÓN Y PROYECTOS ESPECIALES



DR. MIGUEL ANGEL LUTZOW STEINER
DIRECTOR GENERAL