





SERVICIOS DE SALUD DE SAN LUIS POTOSÍ
 PROYECCION DE EGRESOS 2022
 DEL 1o. DE ENERO AL 30 DE JUNIO DEL 2022
 (en pesos)

55


| CONCEPTO (c) | 2022 | 2023 | 2024 | 2025 | 2026 | 2027 |
|-------------------------------------|---------------------------|---------------------------|---------------------------|---------------------------|---------------------------|---------------------------|
| GASTO NO ETIQUETADO | | | | | | |
| 1000 SERVICIOS PERSONALES | \$0.00 | \$0.00 | \$0.00 | \$0.00 | \$0.00 | \$0.00 |
| 2000 MATERIALES Y SUMINISTROS | \$0.00 | \$0.00 | \$0.00 | \$0.00 | \$0.00 | \$0.00 |
| 3000 SERVICIOS GENERALES | \$0.00 | \$0.00 | \$0.00 | \$0.00 | \$0.00 | \$0.00 |
| 4000 TRANSFERENCIAS | \$0.00 | \$0.00 | \$0.00 | \$0.00 | \$0.00 | \$0.00 |
| 5000 BIENES MUEBLES INMUEBLES | \$0.00 | \$0.00 | \$0.00 | \$0.00 | \$0.00 | \$0.00 |
| 6000 INVERSION PUBLICA | \$0.00 | \$0.00 | \$0.00 | \$0.00 | \$0.00 | \$0.00 |
| 7000 INVERSION FINANCIERA | \$0.00 | \$0.00 | \$0.00 | \$0.00 | \$0.00 | \$0.00 |
| 8000 PARTICIPACIONES Y APORTACIONES | \$0.00 | \$0.00 | \$0.00 | \$0.00 | \$0.00 | \$0.00 |
| 9000 DEUDA PUBLICA | \$0.00 | \$0.00 | \$0.00 | \$0.00 | \$0.00 | \$0.00 |
| Total Gasto no Etiquetado | \$0.00 | \$0.00 | \$0.00 | \$0.00 | \$0.00 | \$0.00 |
| GASTO ETIQUETADO | | | | | | |
| 1000 SERVICIOS PERSONALES | \$2,982,838,725.06 | \$3,348,516,576.69 | \$3,515,942,405.52 | \$3,691,739,525.80 | \$3,876,326,502.09 | \$4,070,142,827.19 |
| 2000 MATERIALES Y SUMINISTROS | \$1,007,542,889.20 | \$1,171,244,772.93 | \$1,258,502,508.51 | \$1,352,260,945.40 | \$1,453,004,385.83 | \$1,561,253,212.57 |
| 3000 SERVICIOS GENERALES | \$437,155,091.47 | \$580,752,092.75 | \$624,018,123.66 | \$670,538,674.78 | \$720,493,806.05 | \$774,170,594.60 |
| 4000 TRANSFERENCIAS | \$7,720,135.25 | \$11,615,622.18 | \$12,480,936.03 | \$13,411,443.54 | \$14,410,596.08 | \$15,484,185.49 |
| 5000 BIENES MUEBLES INMUEBLES | \$0.00 | \$2,796,711.67 | \$3,005,066.69 | \$3,229,094.41 | \$3,469,661.92 | \$3,728,151.76 |
| 6000 INVERSION PUBLICA | \$0.00 | \$1,500,813.92 | \$1,612,624.56 | \$1,732,845.72 | \$1,861,942.73 | \$2,000,657.46 |
| 7000 INVERSION FINANCIERA | \$0.00 | \$0.00 | \$0.00 | \$0.00 | \$0.00 | \$0.00 |
| 8000 PARTICIPACIONES Y APORTACIONES | \$0.00 | \$0.00 | \$0.00 | \$0.00 | \$0.00 | \$0.00 |
| 9000 DEUDA PUBLICA | \$0.00 | \$0.00 | \$0.00 | \$0.00 | \$0.00 | \$0.00 |
| Total Gasto Etiquetado | \$4,435,256,840.98 | \$5,116,426,590.14 | \$5,415,561,664.97 | \$5,732,912,529.65 | \$6,069,566,894.70 | \$6,426,779,629.07 |


Bajo protesta de decir verdad declaramos que los Estados Financieros y sus Notas, son razonablemente correctos y son responsabilidad de los Servicios de Salud de San Luis



 LAG. EMILIO LIÑAN GONZÁLEZ
 JEFE DEL DEPARTAMENTO DE RECURSOS FINANCIEROS



 SUBDIRECCION ADMINISTRATIVA


 ING. GERARDO RODRÍGUEZ LARRAGA
 DIRECTOR DE ADMINISTRACIÓN


 LIC. CAROLINA RANGEL PÉREZ
 JEFA DEL DEPTO. DE CONTROL PRESUPUESTAL


 LIC. LUIS MANUEL OCHOA CHÁVEZ
 SUBDIRECTOR DE PROGRAMACIÓN Y SEGUIMIENTO


 DR. JUAN CARLOS JIMÉNEZ RIVERA
 DIRECTOR DE PLANEACIÓN, EVALUACIÓN Y PROYECTOS ESPECIALES


 DR. DANIEL ACOSTA DÍAZ DE LEÓN
 DIRECTOR GENERAL